



WEBER COUNTY, UT

**2004
ADOPTED BUDGET**

Provided by the
Weber County Clerk/Auditor's Office
www.co.weber.ut.us

RESOLUTION 2003 - 38

WHEREAS, the Board of County Commissioners is mandated by statute to generate a budget each year for the operations of Weber County, including its elected offices and departments; and

WHEREAS, in cooperation with other elected officials and department heads the Commission has developed a budget for the 2004 calendar year; and

WHEREAS, the Commission has previously adopted a tentative budget and held a public hearing relating thereto for the purpose of receiving input from all interested parties; and

WHEREAS, after receiving such input, the Commission has made adjustments it deems appropriate and necessary, and has prepared the budget for final approval;

NOW THEREFORE, the Board of County Commissioners resolves that pursuant to § 17-36-15 of Utah Code Annotated, the attached budget for Weber County is hereby enacted and adopted for the 2004 budget year.

Summary by Fund:


Fund	Total Revenues/ Other Sources	Total Expenditures/ Other Uses
Governmental Funds:		
General Fund	\$ 47,384,938	\$ 47,384,938
General Fund Restricted Accounts	131,000	131,000
Library Fund	4,925,439	4,925,439
Consolidated Health Fund	5,890,982	5,890,982
Health Fund Restricted Accounts	604,500	604,500
Municipal Services Fund	3,447,792	3,447,792
Paramedic Fund	1,884,902	1,884,902
Crime Scene Investigation	557,585	557,585
Debt Service Fund	3,721,628	3,721,628
Tourism Fund	3,682,457	3,682,457
Public Works Fund	587,679	587,679
Capital Projects Fund	5,685,962	5,685,962
Municipal Building Authority Fund	3,501,373	3,501,373
Redevelopment Agency Fund	1,267,526	1,267,526
Ice Sheet Fund	606,064	606,064
Golden Spike Events Center Fund	1,218,409	1,218,409
Parks Fund	319,324	319,324
Parks Fund Restricted Account	25,000	25,000
Enterprise Funds:		
Solid Waste Transfer Station Fund	6,258,405	6,258,405
Landfill Gas Recovery Fund	343,680	343,680
Internal Service Funds:		
Fleet Management Fund	1,664,112	1,664,112
Risk Management Fund	1,160,825	1,160,825
Risk Mgmt. Fund Restricted Account	90,000	90,000

RESOLVED this 16th day of December 2003.

BOARD OF COUNTY COMMISSIONERS
OF WEBER COUNTY

By: 
Kenneth A. Bischoff, Chair

ATTEST:


Linda G. Lunceford, CPO
Weber County Clerk/Auditor


Commissioner Bischoff voted _____
Commissioner Burton voted _____
Commissioner Cain voted _____

aye
aye
aye

2004 WEBER COUNTY ADOPTED BUDGET

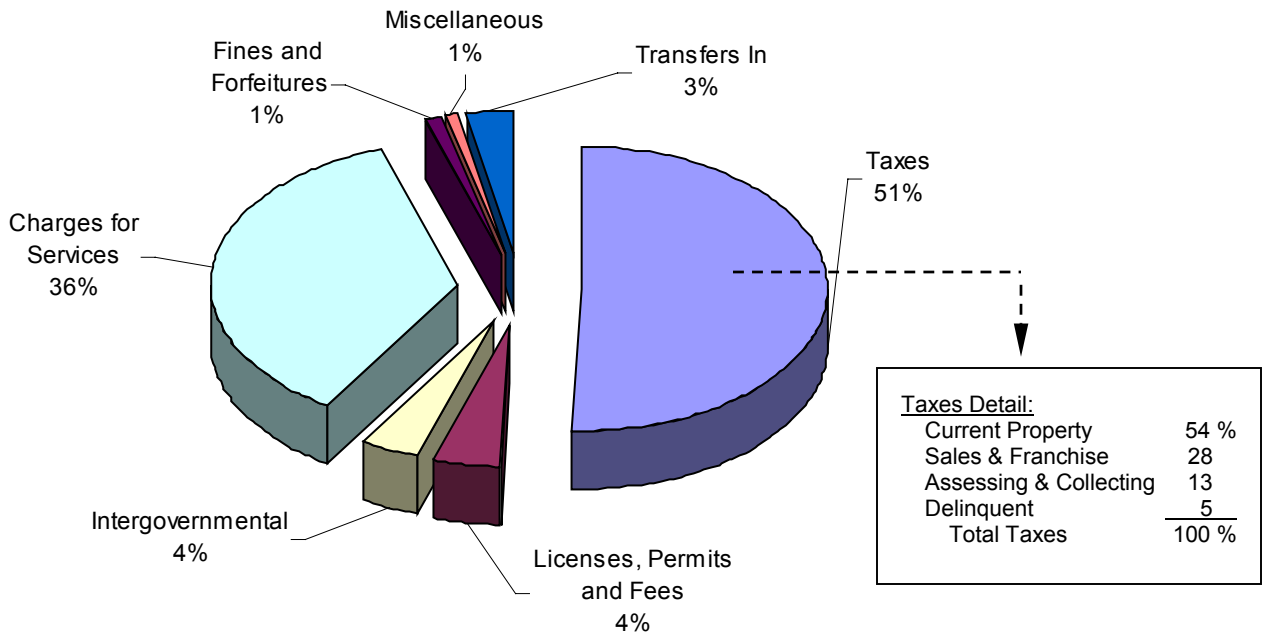
Summary by Fund

Fund	Total Revenues/ Other Sources	Total Expenditures/ Other Uses
Governmental Funds:		
General Fund	\$ 47,384,938	\$ 47,384,938
General Fund Restricted Accounts	131,000	131,000
Library Fund	4,925,439	4,925,439
Consolidated Health Fund	5,890,982	5,890,982
Health Fund Restricted Accounts	604,500	604,500
Municipal Services Fund	3,447,792	3,447,792
Paramedic Fund	1,884,902	1,884,902
Crime Scene Investigation	557,585	557,585
Debt Service Fund	3,721,628	3,721,628
Tourism Fund	3,682,457	3,682,457
Public Works Fund	587,679	587,679
Capital Projects Fund	5,685,962	5,685,962
Municipal Building Authority Fund	3,501,373	3,501,373
Redevelopment Agency Fund	1,267,526	1,267,526
Ice Sheet Fund	606,064	606,064
Golden Spike Events Center Fund	1,218,409	1,218,409
Parks Fund	319,324	319,324
Parks Fund Restricted Account	25,000	25,000
Enterprise Funds:		
Solid Waste Transfer Station Fund	6,258,405	6,258,405
Landfill Gas Recovery Fund	343,680	343,680
Internal Service Funds:		
Fleet Management Fund	1,664,112	1,664,112
Risk Management Fund	1,160,825	1,160,825
Risk Mgmt. Fund Restricted Account	90,000	90,000

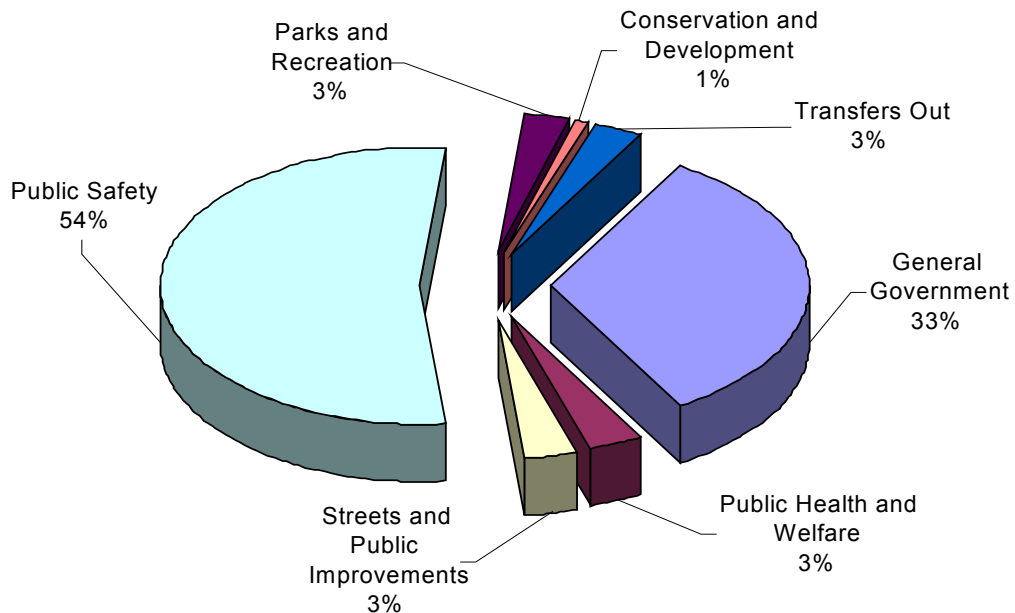

 Linda G. Luncford
 Weber County Clerk/Auditor

GENERAL FUND

SOURCES OF FUNDS



USES OF FUNDS



WEBER COUNTY BUDGET SUMMARY
GENERAL FUND
Schedule of Revenues, Expenditures, and Changes in Fund Balance

	<u>2002 ACTUAL</u>	<u>2003 ESTIMATED</u>	<u>2004 APPROVED</u>
REVENUES:			
Taxes:			
Current Property Taxes	\$ 12,485,780	\$ 12,735,495	\$ 12,990,205
Sales & Franchise Taxes	6,382,096	6,455,703	6,519,231
Delinquent Taxes	1,041,854	1,098,206	1,098,206
Assessing and Collecting	2,876,731	2,934,266	2,992,951
Total Taxes	<u>22,786,461</u>	<u>23,223,670</u>	<u>23,600,593</u>
Other Revenues:			
Licenses, Permits & Fees	2,263,021	2,053,226	2,092,891
Intergovernmental	2,466,525	1,578,658	1,766,621
Charges for Services	12,058,693	17,211,298	16,796,202
Fines and Forfeitures	576,849	634,369	585,000
Miscellaneous	1,670,107	391,570	406,848
Total Revenues	<u>41,821,656</u>	<u>45,092,791</u>	<u>45,248,155</u>
EXPENDITURES:			
GENERAL GOVERNMENT			
Commission	496,007	515,543	535,640
Justice Court	167,763	184,866	160,186
District Court	55,013	68,400	63,000
Juvenile Court	-	1,500	-
Public Defender	908,971	957,901	909,856
Training	67,752	74,779	71,727
Human Resources	439,993	480,812	488,821
Information Technology	1,733,486	2,295,375	2,266,510
G.I.S.	233,575	237,900	237,876
Clerk/Auditor	916,079	937,334	933,692
Treasurer	470,204	484,526	498,562
Recorder	885,863	1,001,487	1,054,872
Attorney-Criminal	1,540,985	1,567,599	1,580,810
Assessor	1,326,704	1,631,648	1,524,803
Assessor-Reappraisal	150,582	205,296	204,385
Surveyor	290,649	311,732	338,800
Engineering	194,975	201,215	205,036
Attorney-Civil	414,463	397,510	375,695
Non-Departmental	589,543	139,117	109,823
Internal Audit	-	84,317	50,000
Children's Justice Center	-	115,871	239,681
Property Management	3,639,311	3,212,345	3,249,986
Weber Housing Authority	-	120	-
Municipal Gardens	18,691	75,000	72,000
Elections	341,054	184,515	384,798
Environmental Affairs	11,301	10,906	-
Planning	97,165	221,750	225,842
Building Inspector	-	-	-
Council of Governments	28,177	31,099	26,674
Boundary Commission	-	100	-
	<u>15,018,306</u>	<u>15,630,563</u>	<u>15,809,075</u>
PUBLIC SAFETY			
Domestic Violence	78,991	74,702	-
Judicial Services	1,646,835	1,827,767	1,994,724
Sheriff	6,822,117	7,470,467	7,442,403
Watershed Fire Protection	126,278	126,278	126,278
Jail	12,630,407	14,266,758	15,479,914
Animal Control	144,962	197,591	223,617
	<u>21,449,590</u>	<u>23,963,563</u>	<u>25,266,936</u>

WEBER COUNTY BUDGET SUMMARY
GENERAL FUND
Schedule of Revenues, Expenditures, and Changes in Fund Balance

	<u>2002 ACTUAL</u>	<u>2003 ESTIMATED</u>	<u>2004 APPROVED</u>
PUBLIC HEALTH AND WELFARE			
Poor & Indigent	12,850	10,000	8,000
Human Services Programs	1,574,275	1,590,675	1,590,675
	<u>1,587,125</u>	<u>1,600,675</u>	<u>1,598,675</u>
STREETS AND PUBLIC IMPROVEMENTS			
Roads & Highways	834,337	870,775	918,957
Storm Water Management	703,331	784,120	479,940
Sewer Division	134,500	25,910	2,000
Weeds Department	2,061	14,168	25,887
Garage	157,750	177,197	211,759
	<u>1,831,979</u>	<u>1,872,170</u>	<u>1,638,543</u>
PARKS AND RECREATION			
Parks	88,792	-	-
Recreation Facilities Administration	209,983	450,453	471,209
Recreation	333,320	338,989	340,436
Weber County Fair	387,846	410,923	505,003
	<u>1,019,941</u>	<u>1,200,365</u>	<u>1,316,648</u>
CONSERVATION AND DEVELOPMENT			
U.S.U. Extension	179,636	192,358	182,464
Wedcorp	-	108,140	115,027
Public Relations	196,789	182,675	162,113
	<u>376,425</u>	<u>483,173</u>	<u>459,604</u>
Total Expenditures	<u>41,283,366</u>	<u>44,750,509</u>	<u>46,089,481</u>
REVENUES OVER (UNDER) EXPENDITURES	538,290	342,282	(841,326)
OTHER FINANCING SOURCES (USES):			
Capital Lease Financing	255,401	-	-
Sale of Capital Assets	10,333	4,810	10,000
Operating Transfers In	616,054	980,692	1,386,910
Operating Transfers Out	(1,140,882)	(1,313,933)	(1,426,457)
Total Other Financing Sources (Uses)	<u>(259,094)</u>	<u>(328,431)</u>	<u>(29,547)</u>
NET CHANGE IN FUND BALANCE	279,196	13,851	(870,873)
FUND BALANCE - JANUARY 1	8,427,978	8,707,174	8,721,025
FUND BALANCE - DECEMBER 31	<u>\$ 8,707,174</u>	<u>\$ 8,721,025</u>	<u>\$ 7,850,152</u>

Note: Revenues and expenditures of the General Fund Restricted Accounts are included in this summary schedule for budgetary and financial reporting purposes.